

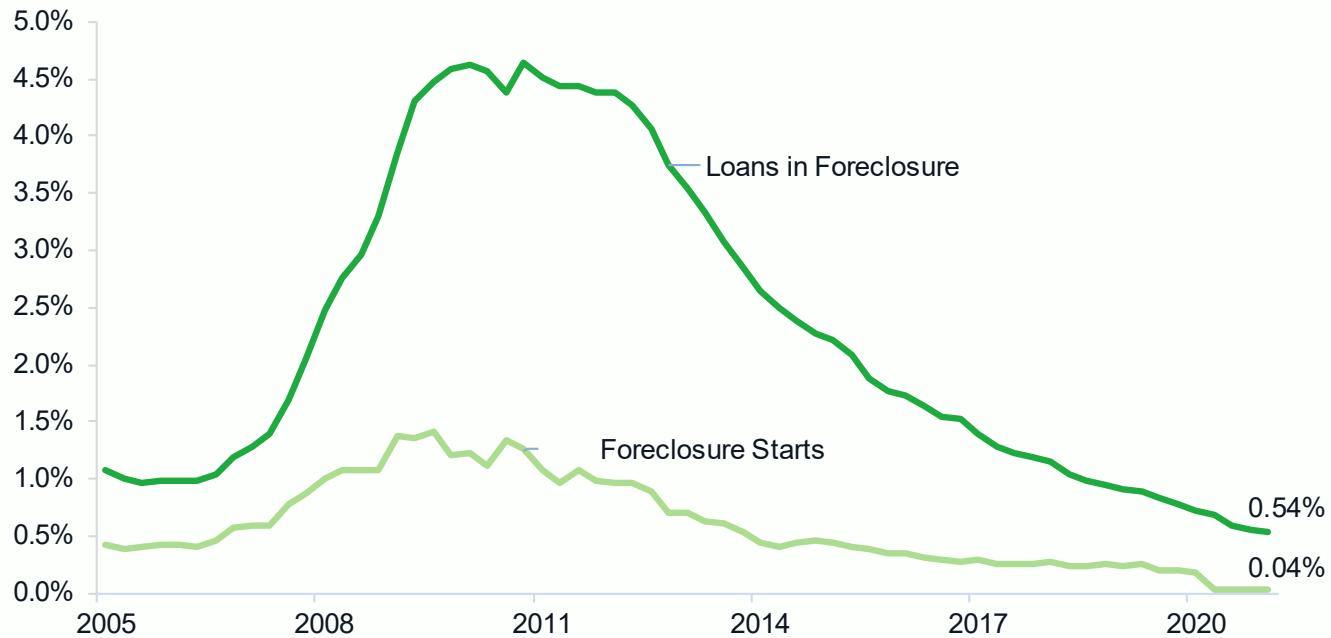
Recent Bureau Research on Mortgage Challenges

This presentation is being made by a Consumer Financial Protection Bureau representative on behalf of the Bureau. It does not constitute legal interpretation, guidance, or advice of the Consumer Financial Protection Bureau. Any opinions or views stated by the presenter are the presenter's own and may not represent the Bureau's views.

This document was used in support of a live discussion. As such, it does not necessarily express the entirety of that discussion nor the relative emphasis of topics therein.

Federal foreclosure moratoria have sustained historically low foreclosure rates during the pandemic, but...

MORTGAGE LOANS IN FORECLOSURE AND FORECLOSURE STARTS, Q1 2005 – Q1 2021

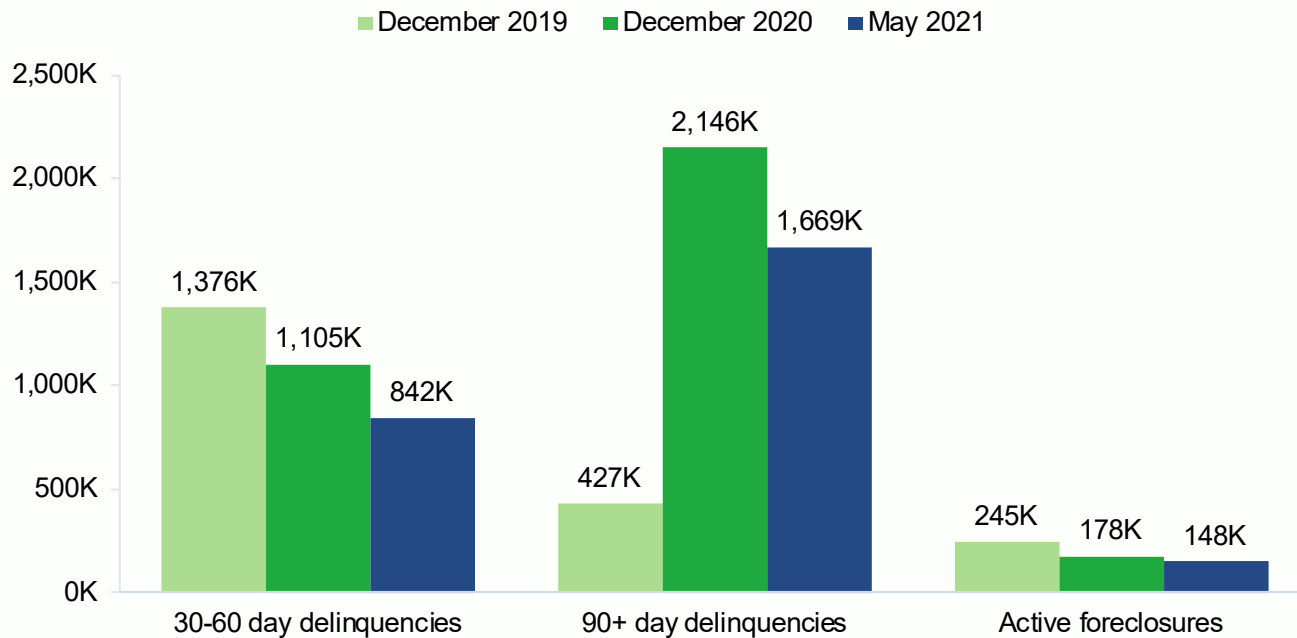


Notes: Not seasonally adjusted

Source: Mortgage Bankers Association, National Delinquency Survey, Q1 2021

...the number of seriously delinquent mortgage borrowers remains nearly three times higher than before the pandemic...

MORTGAGE DELINQUENCIES COMPARISON, DECEMBER 2019 - MAY 2021



Source: Black Knight Mortgage Monitor, May 2021

...and an estimated 900,000 homeowners are projected to exit forbearance in the latter half of the year

MORTGAGE LOANS IN FORBEARANCE BY LOAN TYPE, JULY 2021

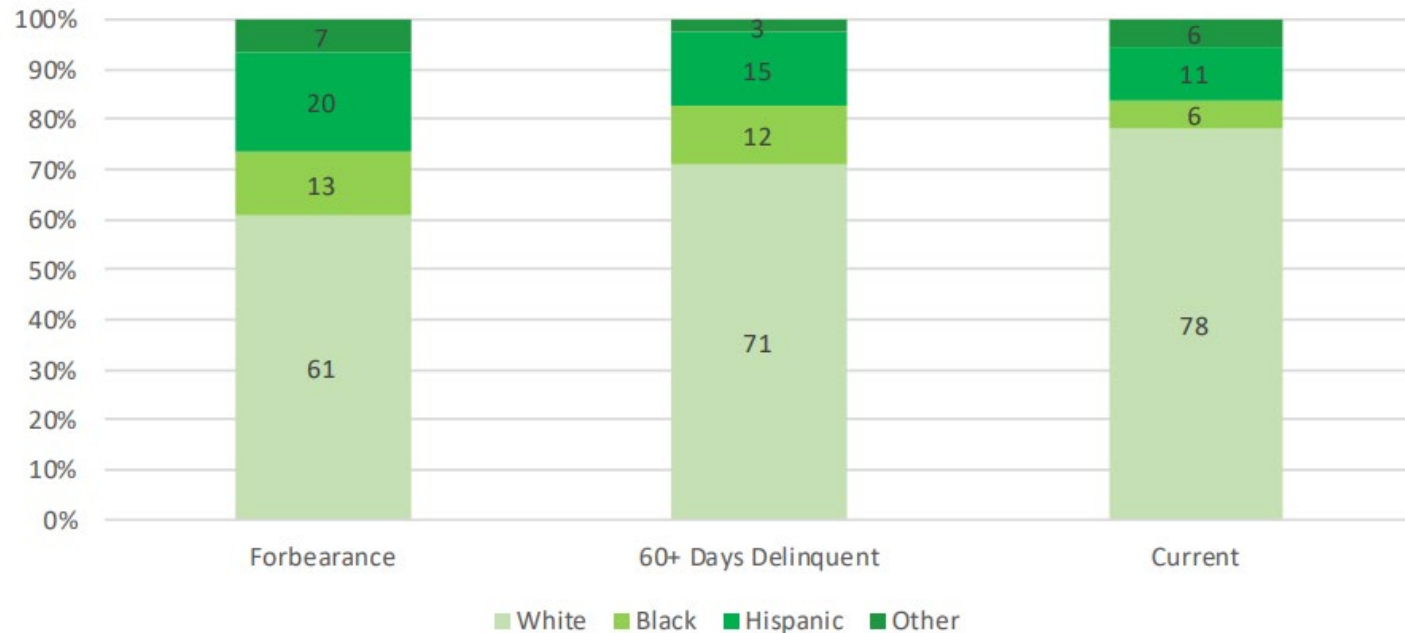
Metric	Fannie & Freddie	FHA & VA	Other**	Total
Loans in Forbearance*	582,000	755,000	524,000	1,861,000
UPB of Loans in Forbearance (\$Bil)*	\$121	\$128	\$114	\$363
Share of Loans in Forbearance*	2.1%	6.2%	4.0%	3.5%
Active Loan Count (Mil)*	27.9	12.1	13.0	53.0

Notes: * Figures in this table are based on observations from Black Knight's McDash Flash data set and are extrapolated to estimate the full mortgage market; ** Other category includes held in portfolios, private labeled securities, or by other entities

Source: Black Knight Blog, Forbearance Volumes Essentially Flat This Week

Communities of color have disproportionately suffered the health and economic impacts of the pandemic

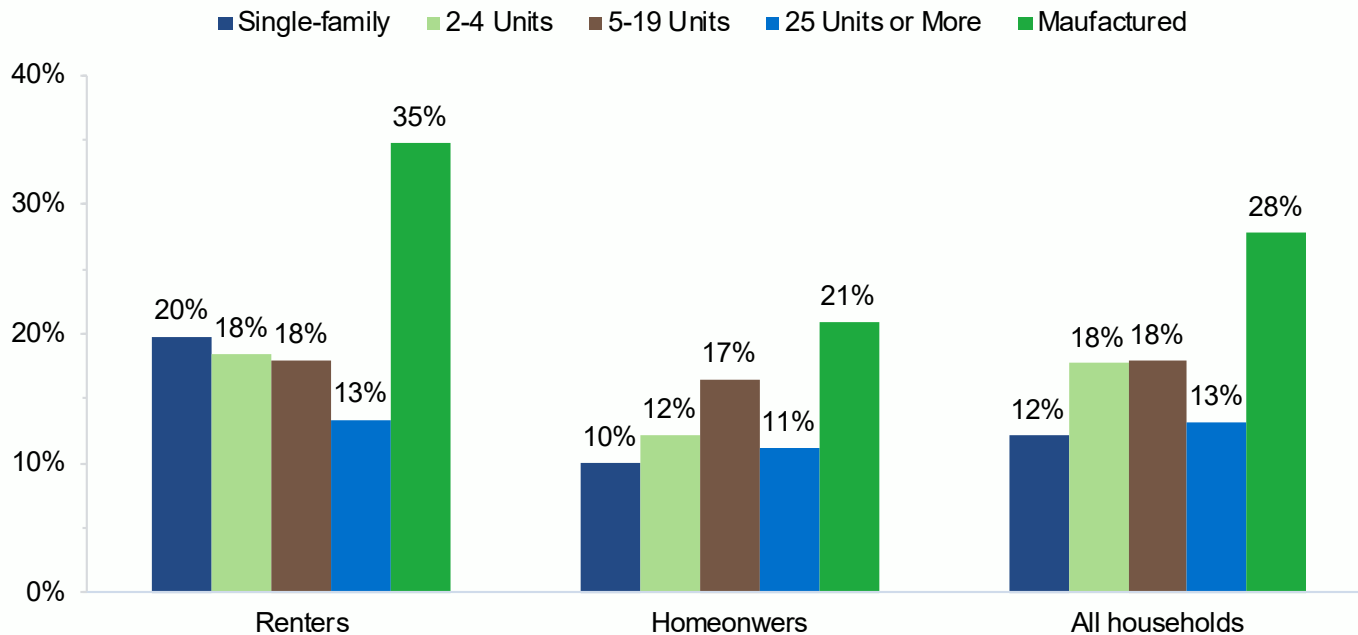
RACIAL AND ETHNIC DISTRIBUTION BY PERFORMANCE GROUP, MARCH 2021



Source: CFPB, Characteristics of Mortgage Borrowers During the COVID-19 Pandemic

Americans living in manufactured homes also face greater housing security risk than those living in other forms of housing

SHARE OF HOUSEHOLDS BEHIND ON THEIR HOUSING PAYMENTS BY STRUCTURE TYPE, DECEMBER 2020



Source: Joint Center for Housing Studies (Harvard University) analysis of Census Household Pulse Survey, Week 21 (December 9 – December 21)

Thank you!