

MY NEW MONEY GOAL

Sometimes we set new goals, have changes in income, or switch priorities in our lives. Making a plan is the easiest way to navigate these changes.

You wouldn't start a road trip without mapping it out first, and the same is true with your finances. This guide will help you gain a clear view of where your money goes now so you can more easily decide where you want it to go in the future.

These are 's goals as of / /

YOUR NAME MM / DD / YYYY

1 What is my new money goal?

I want \$ by / /

GOAL AMOUNT MM / DD / YYYY

Keep this in a visible place, like on your refrigerator or near your desk to remind you of your new money goal!

because I want to save for

WHAT ARE YOU SAVING FOR?

2 What am I saving now?

List your savings goals in the spaces below. Include some money for retirement and rainy days. Try to give each goal a dollar amount and set a target for when you'd like to reach each goal. Then write down the monthly amount

you'll need to reach your goals. After completing the income, savings, and expenses sections on the pages that follow, write down how much you plan to commit this month.

Priority	Goal	Total needed	Months to goal	Monthly amount	This month's commitment
	Emergency savings				
	Retirement				
	My new goal				
	Other:				
	Other:				
	Other:				

5 What is my new money goal?

Total your **Month 1** income and expenses. Then subtract the expenses from your income to see what's left over.

Last month:

\$ <input style="width: 80%;" type="text"/>	—	\$ <input style="width: 80%;" type="text"/>	=	\$ <input style="width: 80%;" type="text"/>
TOTAL INCOME		TOTAL EXPENSES		WHAT'S LEFT?

6 Budget for the coming month

Are you spending more in some areas than you thought? What changes do you want to make? Enter your future spending targets in the **Month 2** column of your expenses list.

Keep track of the difference between your **Month 1** and **Month 2** expenses in the difference column. Enter your **Month 2** total budgeted income and expenses on the lines below.

This month:

\$ <input style="width: 80%;" type="text"/>	—	\$ <input style="width: 80%;" type="text"/>	=	\$ <input style="width: 80%;" type="text"/>
BUDGETED TOTAL INCOME		BUDGETED EXPENSES		MONEY TO PUT TOWARD YOUR TOTAL GOAL

7 See how you did & make adjustments

At the end of the month, list what you spent and compare your real-life numbers to your projections.





You may not hit all your targets the first month. That's okay. No one can predict the future.

But now you have been working toward your goals for at least a few weeks. You've probably made some progress. So make a few tweaks and try again.

About the Bureau

The Bureau of Consumer Financial Protection regulates the offering and provision of consumer financial products and services under the federal consumer financial laws, and educates and empowers consumers to make better informed financial decisions. Learn more at consumerfinance.gov

Connect with us

- 
Submit a complaint
consumerfinance.gov/complaint
- 
Tell your story
consumerfinance.gov/your-story
- 
Get answers to money questions
consumerfinance.gov/askcfpb
- 
Share your thoughts
facebook.com/cfpb
twitter.com/cfpb