

Name: _____ Date: _____ Class: _____

BUILDING BLOCKS STUDENT WORKSHEET

Drawing your own savings comic strip

People who develop their own savings plan are more likely to save successfully. There are lots of easy things people can do to build their savings, even if it's only a little at a time. Money put aside in a savings account can help you achieve specific financial goals.

Instructions

- 1 Identify an important lesson about saving money.
- 2 Create the basic storyline for your comic.
- 3 Identify two main characters.
- 4 Write the dialogue that will tell your story.
- 5 Put it all together in your comic strip in the template on page 3.

Planning your comic strip

1. What aspect of saving does your comic focus on? What lesson do you want your readers to learn?

2. What will happen in your comic strip? What is the basic action or story?



3. Who is in your story? Create two characters.

4. Review the comic strip template and plan what each character will say in each of the frames.

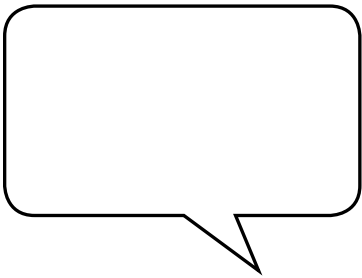
Requirements of your comic strip

Length: Your story will be told in four frames.


Images: Draw what is happening in each frame.

Dialogue: Use these speech bubbles to capture what your characters say or think.


Speaker #1




Speaker #2



Thought bubble



A cry or shout



A comic strip about saving

Title: _____

